



# **ACADEMIC WRITING: HOW TO GET YOUR RESEARCH PUBLISHED**

**Project Coordinator:  
Assoc. Prof. Dr. Kürşat Cesur**



**Çanakkale Onsekiz Mart University  
Continuing Education Center**

# ÇOMU CONTINUING EDUCATION CENTER

## ÇOMU E-CERTIFICATE EDUCATION PROGRAM

This material has been developed to be used in the education programs of Çanakkale Onsekiz Mart University Continuing Education Center.

The material was created by the instructor whose identity information is shared, and the copyright and commercial rights of the material belong to ÇOMU Continuing Education Center.

To access this material and more; [esertifika.comu.edu.tr](https://esertifika.comu.edu.tr)

This content is licensed with [Creative Commons Attribution-NonCommercial-NoDerivatives 4.0 International \(CC BY-NC-ND 4.0\)](https://creativecommons.org/licenses/by-nc-nd/4.0/) license. It cannot be shared, derived or used without permission outside the scope of the license.

[esertifika.comu.edu.tr](https://esertifika.comu.edu.tr) ©

Have a look at our personal and professional development training programs prepared by academicians who are experts in their fields.

Your feedback on this material and our other educational programs is invaluable to us. Please rate your opinions about our education programs on the system or send them to us by e-mail: [sem@comu.edu.tr](mailto:sem@comu.edu.tr)



# Presentation III

## Getting Published



A Series of Academic Writing Teaching  
Assoc. Prof. Dr. Kürşat Çelikkale





## Presentation **Outcomes**

- ▶ Explain what makes an academic journal by stating its main features.
- ▶ Identify the overall aspects of article tailoring to specific journal types in accordance with their writing conventions and rules.
- ▶ Correctly state the processes of writing, reviewing, and publishment in academic contexts.





# Table of Contents

- ▶ Pre-Writing
- ▶ While-Writing
- ▶ Post-Writing





# Defining Academic Journal

Academic journal is a regular publication, providing scholarship in a specific field.

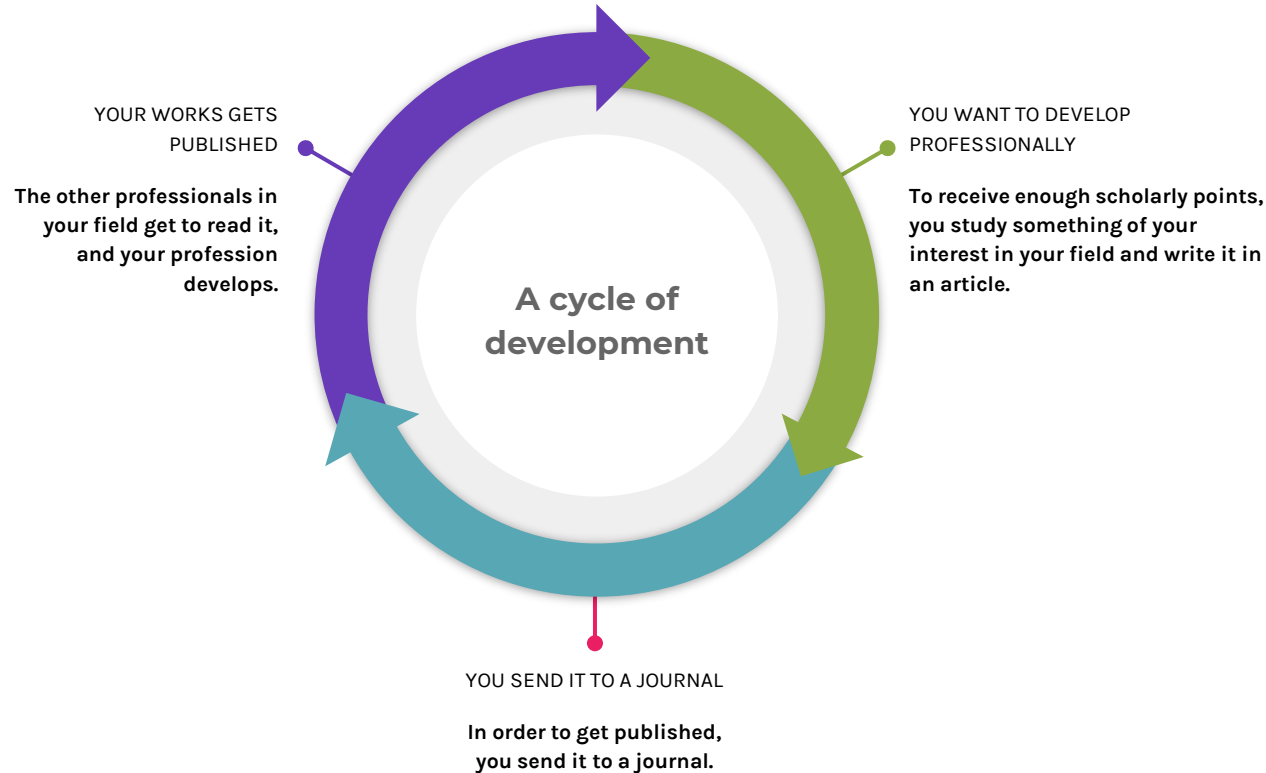


# Part I

Pre-Writing



# Why Write for an Academic Journal?





# Article Tailoring



## Prepare a journal shortlist.

“Which journals do you read related to your study?”

“What journals do you aim to cite in the paper?”

Ask your colleagues.



## Find a suitable journal.

Journal Suggester



## Check out the journal.

Scope, goals, published works, editorial board...

Academic level, style of the journal, difficulty level, professionalism...





# Check The Reliability

Use: <https://www.thinkchecksubmit.org/>



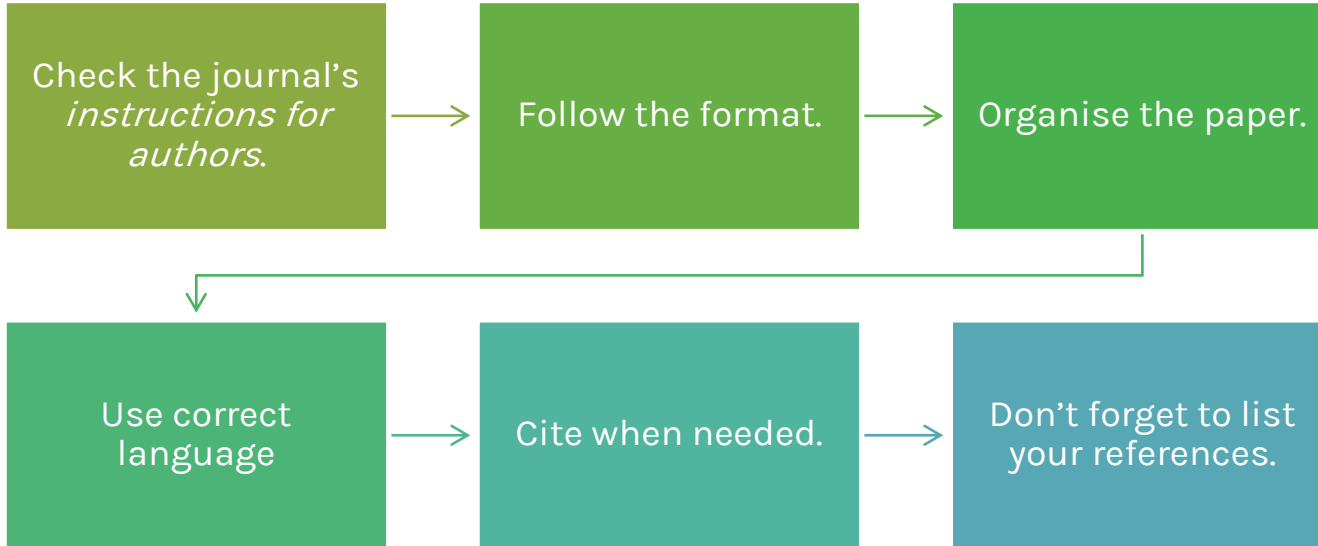
# Part II

While-Writing





# Remember the Rules





# Overall Good Writing Tips



Prepare your tables and figures in advance.

If you have any...



Do not just summarize the literature.

Analyse, synthesize, and paraphrase to build a theoretical framework.



Discuss the known and identify the gaps.

Relate the study to the gaps in the literature.





# Overall Good Writing Tips

Abstract	<p>In abstract, do not use abbreviations but be comprehensible.</p> <ul style="list-style-type: none"><li>• Mention your aim, methods, and main findings.</li></ul>
Introduction	<p>Provide a clear background.</p> <ul style="list-style-type: none"><li>• Your focus, importance of study, generalizability...</li></ul>
Methodology	<p>Include all the subheadings in the methodology part.</p>
Findings and Discussion	<p>State the implications of the study, relating it to the previous ones.</p> <ul style="list-style-type: none"><li>• Present and discuss findings in order of importance.</li></ul>
Conclusions	<p>Draw relevant conclusions.</p> <ul style="list-style-type: none"><li>• Acknowledge the limitations and write recommendations for future research.</li></ul>



# Part III

Post-Writing





# Revision **Process**

## Self-Review

You review your own paper. Look for one thing after another. Proofread as much as needed, and revise in accordance.

## Peer Review

Peer is someone of the same field and professionalism. They review your paper as a “third eye”. It also is a means of scholarly evaluation in some journals.







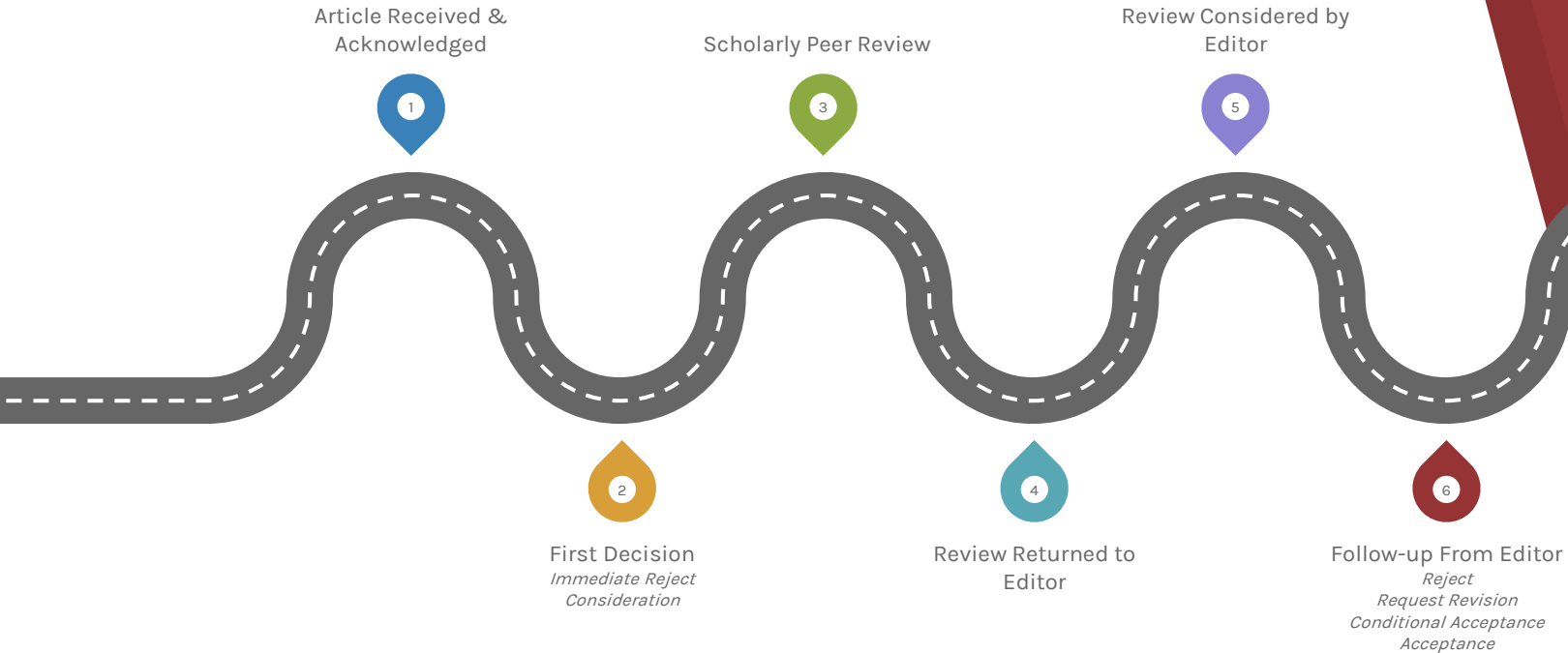
# Cover

# Letter to the Editor

It is a chance to explain yourself and the study personally to the editor, which will help them understand you better.



# Publishment **Process**



# Scholarly Peer Review



## The peer reviewers look for...

- Relevance and attraction to the readers.
- Clear, coherent, consistent, and accessible writing.
- Balance between theory and practice.
- Generalizability.
- Awareness of recent work in the field.



## The peer reviewers do not look for...

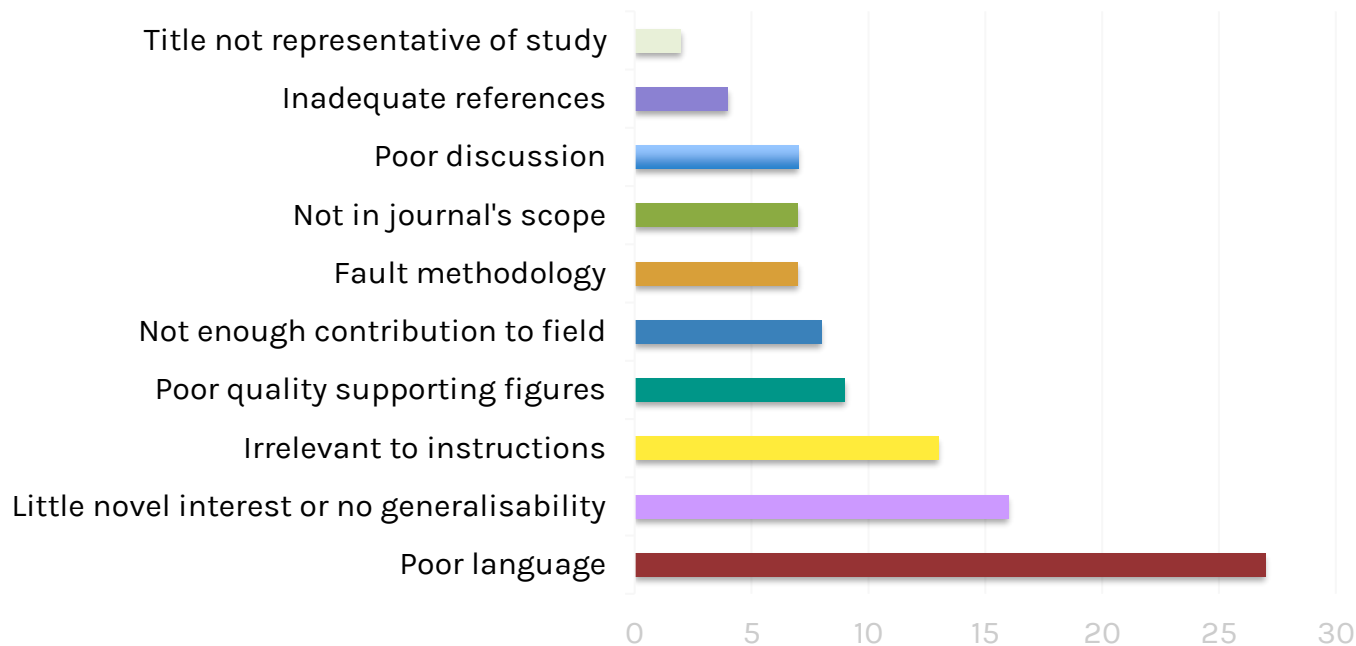
- Too much technical language.
- Too much theory with little practice.
- Too little theory to justify the practice.
- Lack of awareness of recent work.
- Too local contexts.
- Interesting but underdeveloped idea.





# Causes of Major Revision or Rejection

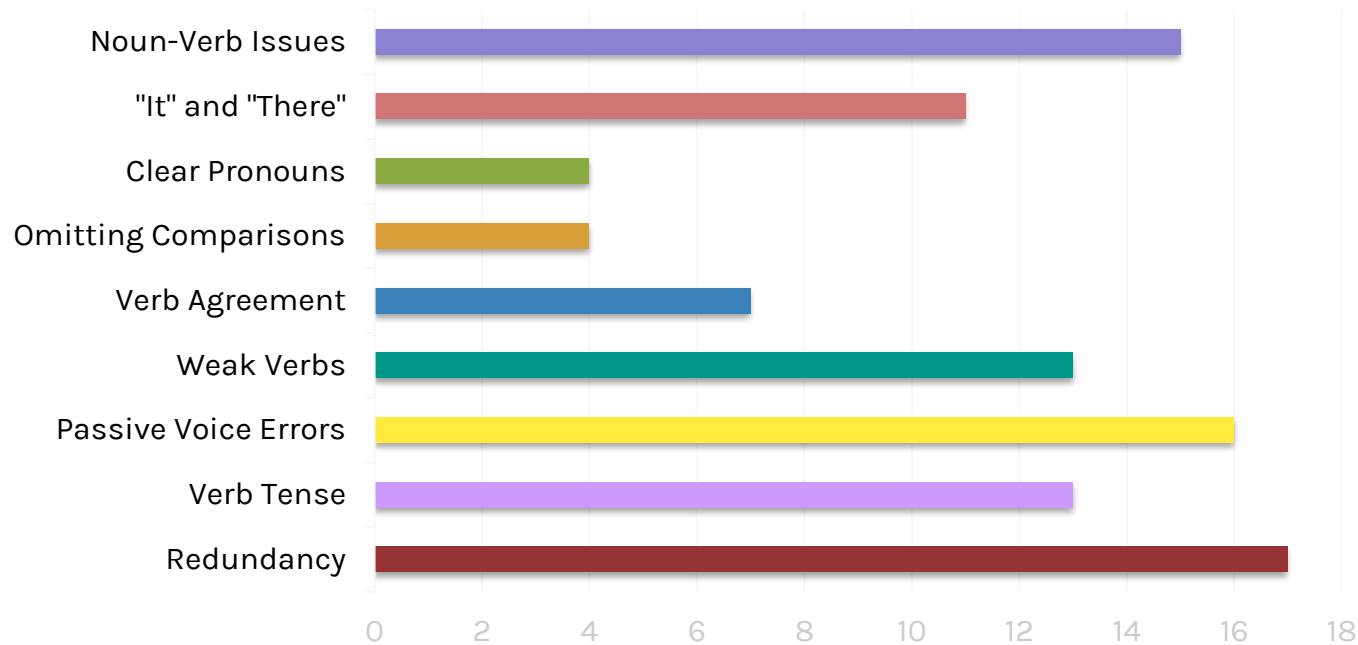
Of Taiwanese Papers - [editing.tw/download/SpeechA.ppt](http://editing.tw/download/SpeechA.ppt)





# Problems Related to **English Use**

Of Taiwanese Papers – [editing.tw/download/SpeechA.ppt](http://editing.tw/download/SpeechA.ppt)





# Article Transferring System

If your paper is unsuitable for their journal, some editors recommend you send your paper to some other journal.



# After Acceptance



## Announce your study on social media.

Use hashtags, keywords, and tag others.

Be professional and state the importance of the study.



## You may videorecord yourself to do it.

Explain, in your own words, the study.



## Create a researcher profile.

On Google Scholar, ResearchGate, or LinkedIn, etc.



## After publication...

Share your e-prints and link your research.



# Textual References

Gary Blake (1993)

- The elements of technical writing, MacMillan Publishers (Journal Article)

Graham Hall (2016)

- Writing for publication in a refereed journal: an editor's perspective (Presented at IX. International ELT Conference)

INGED Turkey (2021)

- How to get published in international journals (Online Conference Meeting)





# Visual References

Stock Photographs

- <https://www.pixabay.com/>

Stock Logo and Icons

- <https://www.flaticon.com/>

FlatIcon Authors

- Freepik.

University Logo

- <https://bidb.comu.edu.tr/>

Embedded Icons and Visuals

- MS Office 365 PowerPoint





## Project Partners

- International Association of Educators, USA
- Çanakkale Onsekiz Mart University (ÇOMU), Türkiye
- ÇOMU Faculty of Education, Türkiye
- ÇOMU Continuing Education Center, Türkiye
- Sh. Ualikhanov Kokshetau University, Kazakhstan
- Kh. Dosmukhamedov Aytrau State University, Kazakhstan
- Margulan University (Pavlodar Pedagogical University), Kazakhstan
- Kazakh Ablai Khan University of International Relations and World Languages, Kazakhstan
- K. Zhubanov Aktobe Regional University, Kazakhstan





## Project Team

- Assoc. Prof. Dr. Kürşat Cesur, Çanakkale Onsekiz Mart University, (Project Coordinator)
- Prof. Dr. Mustafa Yunus Eryaman, Çanakkale Onsekiz Mart University, (Supervisor)
- Prof. Dr. Salih Zeki Genç, Çanakkale Onsekiz Mart University, (Supervisor)
- Assoc. Prof. Dr. Adil Çoruk, Çanakkale Onsekiz Mart University, (Research Expert)
- Assoc. Prof. Dr. Levent Çetinkaya, Çanakkale Onsekiz Mart University, (Research Expert)
- Assoc. Prof. Dr. Martina Riedler Eryaman, Çanakkale Onsekiz Mart University, (Research Expert)
- Lecturer Dr. Ulaş Yabanova, Çanakkale Onsekiz Mart University, (Technical Expert)





## Project Team

- Assoc. Prof. Abdol Eleonora, Kh. Dosmukhamedov Atyrau University, (Research Expert)
- Lecturer Dr. Tatyana Mikhailova, Sh. Ualikhhanov Kokshetau University, (Research Expert)
- Lecturer MA Aliya Zholdabayeva, Pavlodar Pedagogical (Margulan) University, (Research Expert)
- PhD. Candidate, Senior Lecturer Alpysbayeva Saulet Tasybekovna, Kazakh Ablai Khan University of International Relations and World Languages, (Research Expert)
- Senior Lecturer Akkenzhe Trusheva, K. Zhubanov Aktobe Regional University, (Research Expert)
- Res. Asst. Dr. Samet Doykun, Çanakkale Onsekiz Mart University, (Research Assistant)
- Emre Uygun, Çanakkale Onsekiz Mart University, (Research Assistant)



**THANK YOU!**

sem@comu.edu.tr

